

C E S A R

N_ELLE

Design by R&D Cesar

- DESCRIZIONE / DESCRIPTION

N_Elle è la rivisitazione del progetto monolite Cesar: rigorosità, pulizia delle forme e leggerezza grazie all'utilizzo dei profili a 45 gradi che caratterizzano gli elementi compositivi. Lo spessore delle ante, 2.2 cm, e il nuovo programma di pensili e colonne permettono oggi ampia abbinabilità con gli altri sistemi Cesar, per creare ambienti eleganti e distintivi con attenzione alle esigenze di confort abitativo.

N_Elle is the made-over version of the Cesar's monolithic project consisting of sharp, clean-cut lines and a very lightweight appeal achieved thanks to 45° module edges. The 2.2-cm thickness of the doors and the new line of the wall and tall units now make it easy to mix and match this model with the other Cesar systems to create distinctive, elegant arrangements that focus on comfortable living.



C E S A R

N_ELLE

Design by R&D Cesar

• CARATTERISTICHE GENERALI/GENERAL CHARACTERISTICS

Spessore ante/Door thickness	22 mm
Sistemi di apertura/Opening methods	2
Profilo anta/Door edge	45°
Finiture per ante/Door finishes	Laminato fenix, Unicolor, Laccato lucido-seta, Laminato, Laccato strutturato, Laccato effetto metallico, Malta strutturata, Essenza, Pietra naturale, Ceramiche / Fenix laminate, Unicolor, Gloss and silk-effect lacquer, Laminate, Structured Laquer, Metallic effect laquer, Structured Mortar, Wood, Natural stone, Ceramic.

• MODULARITÀ/MODULARITY

BASI/BASE UNITS:

Profondità/Depth	35/47/62/67 cm
Larghezza/Width	30/45/60/75/90/95/105/110/120/130/135 cm
Altezza/Height	36.8/78/84 cm

COLONNE/TALL UNITS:

Profondità/Depth	35/38/62/65 cm
Larghezza/Width	45/60/90/115/120/130 cm
Altezza/Height	210/222 cm

PENSILI/WALL UNITS:

Profondità/Depth	35/57 cm
Larghezza/Width	15/30/45/60/65/75/90/95/105/120/150/180/240 cm
Altezza/Height	36/48/60/72/84/96/120 cm

• MODULARITÀ CERAMICA E MARMO/CERAMIC AND MARBLE MODULARITY

BASI/BASE UNITS:

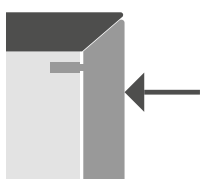
Profondità/Depth	35/47/62/67 cm
Larghezza/Width	45/60/75/90/105/120 cm
Altezza/Height	36.8/78/84 cm

C E S A R

N_ELLE

Design by R&D Cesar

- SISTEMI DI APERTURA/OPENING METHODS



Push pull e sistema servodrive
Push pull and servodrive system



Piano 45° con gola
45° edged worktop with grip recess

C E S A R

N_ELLE

FINITURE/FINISHES

Design by R&D Cesar

- LAMINATO FENIX/FENIX LAMINATE




Bianco Kos FX03



Panna FX02



Pietra FX16



Fango FX17



Piombo FX18




Cacao Orinoco FX21




Rosso Jaipur FX20




Grigio Bromo FX22



Nero FX19




Acciaio Hamilton FX23




Finiture a richiesta - escluse esposizioni
Finishings on requests - exposition kitchens excluded

- UNICOLOR



Bianco T136



Cemento Chiaro T413



Portland T408



Pietra Brown T145




Finiture a richiesta - escluse esposizioni
Finishings on requests - exposition kitchens excluded

N_ELLE

Design by R&D Cesar


- LACCATO LUCIDO - SETA/GLOSS - SILK EFFECT LACQUER




Bianco Assoluto LL00/LS00



Bianco LL01/LS01



Burro LL02/LS02



Corda LL04/LS04




Cenere LL15/LS15



Grigio Perla LL10/LS10



Quarzo LL16/LS16



Creta LL13/LS13



Laguna LL14/LS14




Senape LL30/LS30



Arenaria LL34/LS34



Caffè LL36/LS36



Agata LL17/LS17



Blu Avio LL80/LS80



Plumbeo LL12/LS12




Grafite LL18/LS18



Notturmo LL20/LS20



Titanio LL03/LS03



Nero LL19/LS19




Laccatura a campione (*)

(*)Laccatura a campione con maggiorazione.
Extra charge for customer's sample lacquering.

- **LACCATO STRUTTURATO/ STRUCTURED LACQUERS**




Bianco LX01




Quarzo LX16



Laguna LX14



Arenaria LX34



Plumbeo LX12



Titanio LX03



Nero LX19


Il laccato strutturato è caratterizzato dalla superficie materica e dal pigmento metallizzato che ne risalta il colore con sfumature differenti in base alla diversa esposizione alla luce.

Nelle colorazioni più chiare come il quarzo, questa caratteristica risalta maggiormente ed è da considerarsi come peculiarità della finitura, pertanto non potrà in alcun caso costituire motivo di contestazione o reso.

The structured lacquer is characterized by the textured surface and the metallic pigment which stands out its colour with various nuances according the different exposure to the light.

In the clearest finishes as the Quarzo one, this characteristic mostly shows up and it is to be considered as a peculiarity of the finish, therefore this cannot become grounds for complaints or a reason to return the goods.

- **LACCATO EFFETTO METALLICO / METALLIC EFFECT LACQUERS**



Ottone Ossidato LE01




Acciaio Ossidato LE02

Il laccato effetto metallico è caratterizzato dalla superficie metallizzata e dal pigmento che ne risalta il colore con sfumature differenti in base alla diversa esposizione alla luce.

Featuring a metallic finish and pigments that enhance the colour with different hues depending on how light reflects on the surface

- **MALTA STRUTTURATA / STRUCTURED MORTAR**



Laguna MS14



Titanio MS03

C E S A R

N_ELLE

FINITURE/FINISHES

Design by R&D Cesar


- ESSENZA FIRST / FIRST WOOD




Rovere Nordico RR09



Rovere Mediterraneo RR10



Rovere Fossile RR11



Rovere Dark RR12



Rovere Corvino LV69

- ESSENZA PRIME / PRIME WOOD



Noce Desaturato LN90



Teak Ambrato LN87



Rovere Termocotto LN86



Noce Sgubbiato LN89



Eucalipto LN67


CESAR

N_ELLE

FINITURE/FINISHES

Design by R&D Cesar

- ESSENZE SPECIAL/SPECIAL WOOD



Palissandro Santos LN61



Ebano Macassar LN65

- PIETRA NATURALE/NATURAL STONE

MARMO superficie levigata/MARBLE honed surface




Bianco Carrara PN01



Calacatta Vagli PN02


MARMO superficie spazzolata/MARBLE brushed surface



Grey Saint Laurent PN04




Grey Saint Laurent Dark PN10




Nero Marquinia PN05

- CERAMICA/CERAMIC

GRES INALCO/INALCO GRES



Blanco Abujardado Silk CE10



Blanco Abujardado Pacific CE08




Negro Abujardado Silk CE11




Moka Abujardado Jasper CE09

CERAMICA LAMINAM/LAMINAM CERAMIC



Arabescato CM03



Pietra Grey CM04


C E S A R

N_ELLE


FINITURE/FINISHES

Design by R&D Cesar

- TELAIO/FRAME



Alluminio Opaco AL01



Alluminio Nero AL05

- SPONDE CASSETTI/DRAWER BOX



Cenero



Inox




Bruno

- SCOCCA/CARCASSES



Cenero



Grigio fumo



Rovere Bruno