

# C E S A R

## MAXIMA 2.2

Design by R&D Cesar

- **DESCRIZIONE / DESCRIPTION**

Maxima 2.2 è il sistema progettuale e creativo che contraddistingue Cesar grazie alla sua unicità e trasversalità. Le oltre 90 finiture abbinare ai differenti sistemi di apertura rendono Maxima 2.2 un progetto architettonico che risponde ad esigenze di componibilità, tecnologia e flessibilità mantenendo in ogni soluzione le sue caratteristiche di linearità e attenzione ai materiali.

Maxima 2.2 is the creative design system that distinguishes Cesar for its uniqueness and cross-functionality. The over 90 finishes combined with various opening methods make Maxima 2.2 an architectural project that meets modularity, technological and flexibility requirements while preserving its linearity and attention to materials in every layout.



# CESAR

## MAXIMA 2.2

Design by R&D Cesar

### • CARATTERISTICHE GENERALI/GENERAL CHARACTERISTICS

Spessore ante/Door thickness	22 mm
Sistemi di apertura/Opening methods	4
Profilo anta/Door edge	90° e prese sagomate/90° and grip edgings
Prese sagomate/Grip Edging	4
Finiture/Finishes	Melaminico, Laminato, Laccato lucido e seta, Laccato strutturato, Laccato effetto metallico, Laccato Magnetico, Malta strutturata, Essenza, Metallo, Ceramica, Vetro opaco, Vetro Lucido / Melamine, Laminate, Gloss and Silk-effect lacquer, Structured laquered, Metal effect laquered, Magnetic laquered, Structured mortar, Wood, Metal, Ceramics, Glossy Glass, Etched Glass.

### • MODULARITÀ/MODULARITY

#### BASI/BASE UNITS:

Profondità/Depth	35/47/57- 62/67 cm
Larghezza/Width	15/30/45/60/75/90/105/120/ 180 */240* cm
Altezza/Height	39/48/58,5/60/78/84 cm

#### COLONNE/TALL UNITS:

Profondità/Depth	35/57-62 cm
Larghezza/Width	30/45/60 /69*/90/120/138*/ 276* cm
Altezza/Height	138/198/210/222 cm

#### PENSILI/WALL UNITS:

Profondità/Depth	35 cm
Larghezza/Width	15/30/45/60/75/90/105/120/150/180/240 cm
Altezza/Height	36/48/60/72/84/96/120 cm

\* Verificare dimensioni a listino/Please check the dimensions in the price list

## MAXIMA 2.2

Design by R&D Cesar

### ● SISTEMI DI APERTURA/OPENING METHODS

**gole**  
grip recess



GOLA "L"  
alluminio  
L-SHAPED  
GRIP RECESS  
aluminium



GOLA "L" 30°  
alluminio  
L-SHAPED  
GRIP RECESS 30°  
aluminium

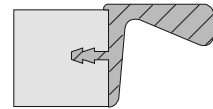
**push pull**  
push pull



<sup>1</sup> anta con maniglia  
door with handle



<sup>2</sup> profilo alluminio  
aluminium edging



<sup>1</sup> Non disponibile per anta vetro-ceramica  
Not available for Glass-Ceramic door.

<sup>2</sup> Per pensili senza maniglia  
For wall unit doors without handle

### ● PRESE SAGOMATE/GRIP EDGINGS



Presa Frame  
Frame Grip edging



<sup>3</sup> Presa Step  
Step Grip edging



<sup>4</sup> Presa 30°  
30° Grip edging



<sup>5</sup> Presa Inside  
Inside Grip edging

<sup>3</sup> Disponibile per le seguenti finiture: metallo, laccato (no laccato light).  
Available for the following finishes: metal, lacquer (no light lacquer)

<sup>4</sup> Con maniglia di servizio per frontale lavastoviglie, colonne frigorifero e carrelli.  
With additional handle for dishwasher front, tall fridge units and pull out doors only

<sup>5</sup> Disponibile per le seguenti finiture: essenza, laccato (no light, no magnetico).  
Available for the following finishes: wood, lacquer (no light/magnetic lacquer).

## MAXIMA 2.2

FINITURE/FINISHES

Design by R&D Cesar

• MELAMINICO - MELAMINE




Bianco LM01



Cenere LM15



Canapa LM50




Grigio Fumo LM51



Antracite LM17



Bronzite LM16




Resina Nube LM10



Resina Deserto LM11



Ossido Zinco LM20



Ossido Ghisa LM21



Rovere Crine LM64



Rovere Papiro LM63



Rovere Pomice LM65



Rovere Carruba LM66



Cemento LM86




Eucalipto Grigio Inglese LM30



Noce Miele LM75



Noce Castano LM76



Noce Moro LM77

# C E S A R

## MAXIMA 2.2

FINITURE/FINISHES

Design by R&D Cesar

### • MELAMINICO ANTIMPRONTA/MELAMINE ANTI-FINGERPRINT



Brina LM06



Sabbia LM07




Vulcano LM08



Brace LM05


### • MELAMINICO GLOSS /MELAMINE GLOSS



Bianco GL01




Grigio Fumo GL51




Grafite GL18


### • LAMINATO FENIX/FENIX LAMINATE




Bianco Kos FX03




Panna FX02



Pietra FX16



Fango FX17



Piombo FX18




Cacao Orinoco FX21




Rosso Jaipur FX20



Grigio Bromo FX22



Nero FX19



Acciaio Hamilton FX23




Finiture a richiesta - escluse esposizioni  
Finishings on requests - exposition kitchens excluded

## MAXIMA 2.2

FINITURE/FINISHES

Design by R&D Cesar


- LACCATO LUCIDO - SETA/GLOSS - SILK EFFECT LACQUER




Bianco Assoluto LL00/LS00



Bianco LL01/LS01




Burro LL02/LS02



Corda LL04/LS04




Cenere LL15/LS15



Grigio Perla LL10/LS10



Quarzo LL16/LS16



Creta LL13/LS13



Laguna LL14/LS14




Senape LL30/LS30



Arenaria LL34/LS34



Caffè LL36/LS36



Agata LL17/LS17



Blu Avio LL80/LS80



Plumbeo LL12/LS12



Grafite LL18/LS18



Notturmo LL20/LS20



Titanio LL03/LS03



Titanio Grey LS21/LL21



Nero LL19/LS19



Laccatura a campione (\*)

(\*)Laccatura a campione con maggiorazione. La data di consegna dell'ordine viene posticipata di una settimana.  
Extra charge for customer's sample lacquering. With sample lacquering the delivery date of the order will be postponed one week.

## MAXIMA 2.2

FINITURE/FINISHES

Design by R&D Cesar

- LACCATO SETA LIGHT/LIGHT SILK-EFFECT LACQUER



Bianco LO01

- LACCATO LUCIDO LIGHT/LIGHT GLOSS LACQUER




Bianco PL01


- LACCATO STRUTTURATO/STRUCTURED LACQUER




Bianco LX01




Quarzo LX16



Arenaria LX34



Laguna LX14



Plumbeo LX12



Titanio LX03



Nero LX19

Il laccato strutturato è caratterizzato dalla superficie materica e dal pigmento metallizzato che ne risalta il colore con sfumature differenti in base alla diversa esposizione alla luce.  
Nelle colorazioni più chiare come il Quarzo, questa caratteristica risalta maggiormente ed è da considerarsi come peculiarità della finitura, pertanto non potrà in alcun caso costituire motivo di contestazione o reso.


The structured lacquer is characterized by the textured surface and the metallic pigment which stands out its colour with various nuances according the different exposure to the light.  
In the clearest finishes as the Quarzo one, this characteristic mostly shows up and it is to be considered as a peculiarity of the finish, therefore this cannot become grounds for complaints or a reason to return the goods.

## MAXIMA 2.2


FINITURE / FINISHES

Design by R&D Cesar

- LACCATO EFFETTO METALLICO / METALLIC EFFECT LACQUER



Ottone Ossidato LE01



Acciaio Ossidato LE02

Il laccato effetto metallico è caratterizzato dalla superficie metallizzata e dal pigmento che ne risalta il colore con sfumature differenti in base alla diversa esposizione alla luce.

Featuring a metallic finish and pigments that enhance the colour with different hues depending on how light reflects on the surface.

- LACCATO MAGNETICO / MAGNETIC LACQUER



Magma MM20


Il risultato finale è ottenuto tramite un'accelerazione del processo naturale di ossidazione del metallo che porta ad avere sulla superficie sfumature di chiaroscuro uniche e irripetibili. Tali sfumature non potranno in alcun caso costituire motivo di contestazione o reso.

The end result is obtained by accelerating the natural metal rusting process that gives the surface unique and unrepeatable effects created by alternating lighter and darker shades. These differing shades can never become grounds for disputes or for returning goods.

- UNICOLOR / UNICOLOR



Bianco T136



Cemento Chiaro T413



Portland T408



Pietra Brown T145



Finiture a richiesta - escluse esposizioni  
Finishings on requests - exposition kitchens excluded



## MAXIMA 2.2

FINITURE/FINISHES

Design by R&D Cesar

- MALTA STRUTTURATA/STRUCTURED MORTAR



Laguna MS14




Titanio MS03

---


- VETRO LUCIDO ACIDATO/GLOSS-ETCHED GLASS FINISHES




Bianco VL01/VA01




Cenere VL15/VA15




Grigio Perla VL10/VA10



Quarzo VL16/VA16



Creta VL13/VA13




Laguna VL14/VA14



Senape VL30/VA30




Arenaria VL34/VA34



Caffè VL36/VA36



Agata VL17/VA17




Blu Avio VL80/VA80




Plumbeo VL12/VA12



Notturmo VL20/VA20



Grafite VL18/VA18



Titanio VL03/VA03



Nero VL19/VA19

# C E S A R

## MAXIMA 2.2

FINITURE / FINISHES

Design by R&D Cesar


- **ESSENZA FIRST / FIRST WOOD**



Rovere Nordico RR09



Rovere Mediterraneo RR10



Rovere Fossile RR11



Rovere Dark RR12



Rovere Corvino LV69

---

- **ESSENZA PRIME / PRIME WOOD**



Noce desaturato LN90



Teak ambrato LN87



Rovere Termocotto LN86




Noce Sgubbiato LN89



Eucalipto LN67

---

- **ESSENZA SPECIAL / SPECIAL WOOD**



Palissandro Santos LN61



Ebano Macassar LN65



Eucalipto Dogato LN68

# C E S A R


## MAXIMA 2.2

### FINITURE/FINISHES

Design by R&D Cesar

- CERAMICA/CERAMIC

GRES INALCO/INALCO GRES



Moka Abujardado Jasper CE09

In caso di richieste per altre finiture rivolgersi al customer service  
In case of other finishing requests, would you please refer to the Customer Service

CERAMICA LAMINAM/LAMINAM CERAMIC



Collection Neve CM01



Collection Nero CM02



Pietra Grey CM04

- FINITURE TELAIO/FRAME FINISHES



Alluminio Opaco AL01



Alluminio Titanio AL03

- METALLO INOX/STAINLESS STEEL METAL



Inox IX01




Inox Spazzolato IX10

- SCOCCA/CARCASS



Cenere



Grigio Fumo



Rovere Bruno

- SPONDE CASSETTI/DRAWER SIDES



Cenere



Inox



Bruno

# C E S A R

## MAXIMA 2.2 SHAKER

Design by R&D Cesar

- DESCRIZIONE / DESCRIPTION

Maxima 2.2 Shaker è un'anta con telaio perimetrale da un centimetro.

Maxima 2.2 Shaker is a door with one centimeter perimeter frame.



## MAXIMA 2.2 SHAKER

Design by R&D Cesar

### • CARATTERISTICHE GENERALI/GENERAL CHARACTERISTICS

Spessore ante/Door thickness	22 mm
Sistemi di apertura/Opening methods	3
Profilo anta/Door edge	90°
Finiture/Finishes	Laccato Seta, Laccato Strutturato, Laccato Effetto Metallico, Essenza First / Silk-Effect laquer, Structured Laquer, Metallic Effect Laquer, First Wood.

### • MODULARITÀ/MODULARITY

#### BASI/BASE UNITS:

Profondità/Depth	35/47/57- 62/67 cm
Larghezza/Width	15/30/45/60/75/90/105/120/ 180 */240* cm
Altezza/Height	39/48/58,5/60/78/84 cm

#### COLONNE/TALL UNITS:

Profondità/Depth	35/57-62 cm
Larghezza/Width	30/45/60 /69*/90/120/138*/ 276* cm
Altezza/Height	138/198/210/222 cm

#### PENSILI/WALL UNITS:

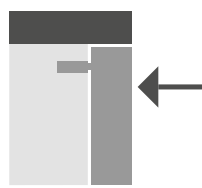
Profondità/Depth	35 cm
Larghezza/Width	15/30/45/60/75/90/105/120/150/180/240 cm
Altezza/Height	36/48/60/72/84/96/120 cm

\* Verificare dimensioni a listino/Please check the dimensions in the price list

### • SISTEMI DI APERTURA/OPENING METHODS



GOLA "L" alluminio  
L-SHAPED GRIP  
RECESS aluminium



Push pull  
Push pull




Anta con maniglia  
Handle with door

## MAXIMA 2.2 SHAKER

FINITURE/FINISHES

Design by R&D Cesar


- LACCATO SETA/SILK EFFECT LACQUER



Bianco Assoluto LS00



Bianco LS01



Burro LS02



Corda LS04




Cenere LS15



Grigio Perla LS10



Quarzo LS16



Creta LS13



Laguna LS14




Senape LS30



Arenaria LS34



Caffè LS36



Agata LS17



Blu Avio LS80



Plumbeo LS12



Grafite LS18



Notturmo LS20



Titanio LS03



Titanio Grey LL21



Nero LS19



Laccatura a campione (\*)

(\*)Laccatura a campione con maggiorazione.  
Extra charge for customer's sample lacquering.

## MAXIMA 2.2 SHAKER


FINITURE/FINISHES

Design by R&D Cesar


- LACCATO STRUTTURATO/ STRUCTURED LACQUER




Bianco LX01




Quarzo LX16



Laguna LX14



Arenaria LX34



Plumbeo LX12



Titanio LX03



Nero LX19

Il laccato strutturato è caratterizzato dalla superficie materica e dal pigmento metallizzato che ne risalta il colore con sfumature differenti in base alla diversa esposizione alla luce.

Nelle colorazioni più chiare come il quarzo, questa caratteristica risalta maggiormente ed è da considerarsi come peculiarità della finitura, pertanto non potrà in alcun caso costituire motivo di contestazione o reso.

The structured lacquer is characterized by the textured surface and the metallic pigment which stands out its colour with various nuances according the different exposure to the light.

In the clearest finishes as the Quarzo one, this characteristic mostly shows up and it is to be considered as a peculiarity of the finish, therefore this cannot become grounds for complaints or a reason to return the goods.

- LACCATO EFFETTO METALLICO / METALLIC EFFECT LACQUERS



Ottone Ossidato LE01



Acciaio Ossidato LE02

Il laccato effetto metallico è caratterizzato dalla superficie metallizzata e dal pigmento che ne risalta il colore con sfumature differenti in base alla diversa esposizione alla luce.

Featuring a metallic finish and pigments that enhance the colour with different hues depending on how light reflects on the surface.

## MAXIMA 2.2 SHAKER

FINITURE/FINISHES

Design by R&D Cesar


- ESSENZA FIRST / FIRST WOOD




Rovere Nordico RR09



Rovere Mediterraneo RR10



Rovere Fossile RR11




Rovere Dark RR12




Rovere Corvino LV69

---

- SCOCCA / CARCASSES



Cenere



Grigio Fumo



Rovere Bruno

---

- SPONDE CASSETTI / DRAWER BOX



Cenere



Inox



Bruno