

MODUS 1

CONSOLE | CONSOLE

Design G. Azzarello

2007



MODUS 1

Design G. Azzarello

CONSOLE | CONSOLE

2007

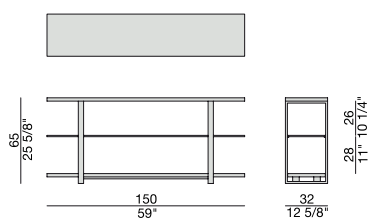
Console in frassino e cristallo temperato con struttura in metallo.

Console in ash and tempered glass with metal base.

Konsole aus Esche und ESG-Glas mit Metallgestell.

Console en frêne et verre trempé avec structure en métal.

Consola en fresno y cristal templado con estructura en metal.



Essenze | Wood



FRASSINO NATURALE
Natural Ash



FRASSINO
Ash
tinto/stained moka




FRASSINO
Ash
tinto/stained
canaletta walnut



FRASSINO
Ash
tinto/stained wengé




FRASSINO
Ash
tinto/stained canapa




FRASSINO
Ash
tinto/stained caffè

Laccato opaco poro aperto | Matt Lacquered open pore



BIANCO
White
(RAL 9016)



AVORIO
Ivory
(RAL 1013)



ARGILLA
Argilla
(RAL 7006)



PIOMBO
Piombo
(NCS S5005G20Y)




NERO
Black
(RAL 9005)




GRANATA
Granata
(NCS S4050Y90R)



PISTACCHIO
Pistacchio
(PANTONE 5825)



AVIO
Avio
(PANTONE 5415)




IRON
Iron
(RAL 7011)



CIOCCOLATO
Chocolate
(RAL 8019)

Cristallo | Glass



FUMÉ
Smoked

Metallo | Metal



OTTONE BRONZATO
SPAZZOLATO
Brushed bronzed brass